

SUNON OFFICE FURNITURE

Sunon Modular India Private Limited

Registered Office: 643, Road Number 36, Aditya Enclave,
Venkatagiri, Jubilee hills, Hyderabad, Telengana 500033

Email: india@sunon-china.com
Tel: +91 40 2988 9617

www.sunonglobal.com



VI-20190516-India-1000

Sunon



CONTENT

Company Introduction
01-12

Desks+Tables+Workspace
13-94

Storage
95-110

Seating
111-204



Sunon Central Business Building The Headquarters of Sunon Group

Excellent Location

The 37-floor group headquarters is located in Hangzhou Qianjiang Central Business District, and is famous for providing excellent working environment which could be compared with that of Global 500 companies.

Built as one of the most luxurious and comfortable business buildings in Hangzhou, Sunon Central Business Building sits right next to Qiantang River and is close to the West Lake with an incredible view of landscape.

Multi-functionality

The multi-functional headquarters comprises premises for R&D, marketing, branding, exhibiting and training, and includes a flagship showroom of four floors where visitors are more than welcome to touch and feel our products.





Sunon Manufacturing Bases

Haining Manufacturing Base

As the largest office furniture manufacturing base in China, covering an area of over 300,000sqm with more than 2,200 employees, Sunon Haining Base sits in Hangzhou Bay Environmental Industry Park where the ecological environment is the most suited for both working and living.

It is the first manufacturing base in China's furniture industry to implement JIT Lean Production Management, contributing to large output, quick delivery and high quality.

With millions of USD being invested to import facilities from Italy and Germany, the production capacity of Haining Base has been greatly extended to which is worth 22 million USD every month.



Xiaoshan Manufacturing Base

It covers an area of over 100,000sqm, combining perfectly the functions of production, work and exhibition.

With millions of USD being invested to import facilities from Italy and Germany, the production capacity of Xiaoshan Base has been greatly extended to which is worth 8 million USD every month.



Daijiangdong Smart Manufacturing Base

Sunon Daijiangdong Smart Manufacturing Base established by Sunon Group is a smart office furniture factory integrating intellectualization and informatization.

Sitting at the Daijiangdong Industrial District, the center of the Greater Bay Area in Zhejiang Province and next to the manufacturing bases of Geely and Trumpchi, it covers an area of 190,000sqm, and is an inseparable part of the Smart Manufacturing Corridor in Eastern Hangzhou. The first phase of the project will be finished and put into use in the second half of 2019.





Sunon Hyderabad Experience Center

Covering an area of 1200 sqm in two-floor space, Sunon Hyderabad showroom is the largest office furniture showroom in South Asia with the fullest-range of office furniture collections. Sticking to the concept of healthy office and sheer working pleasure, it brings to life a new vision for the future of work.

Address

643, Road Number 36, Aditya Enclave, Venkatagiri, Jubilee hills, Hyderabad, Telengana 500033



SUNON FURNITURE AND MATERIAL TEST LAB

With investment of about 1 million USD, Sunon Furniture and Material Test Lab was built up in January 2012.

The testing lab covers an area of 918 sqm, including 10 key labs, 1 key testing zone, 1 sample room for testing raw material, auxiliary material, finished products and new products. Based on the attitude of "being scientific, standard, exact and careful", we guarantee our clients top-quality products and stick to the commitment that products of low quality are forbidden to be put in warehouse or shipped out.

With the company vision of becoming "a leader at home, a competitor in the world", we are striving to upgrade this lab to a state-level comprehensive testing base with advanced technology and industrial authority within 2 years.





In 2013, Zhejiang Sunon Furniture Manufacture Co., Ltd. and GREENGUARD Environment Institute have established strategic cooperative relationship. All of Sunon products began to be tested with GREENGUARD Standards.

The Greenguard Environmental Institute is an industry-independent organization that aims to protect human health and improve quality of life by enhancing indoor air quality and reducing people's exposure to chemicals and other pollutants. As an ISO-IEC Guide 65:1996 accredited, third-party certifying body, the Greenguard Environmental Institute certifies products and materials for low chemical emissions and serves as a public resource for choosing healthier products and materials for indoor environments.

The Greenguard Indoor Air Quality Certification was Greenguard's first certification offering. Products that are Greenguard Indoor Air Quality

Certified meet strict chemical emissions limits and are designed for use in office environments and other indoor spaces.

The GREENGUARD Certification requires that products undergo independent, scientific testing and ongoing monitoring of their chemical emissions. Only products that meet Greenguard's stringent emissions standards qualify for certification. These standards are based on established criteria from key public health agencies.

More than 10,000 products on the market today are GREENGUARD Certified, representing over 350 manufacturers and 19 industries. GREENGUARD Certification is broadly recognized and accepted by sustainable building programs and building codes worldwide.

Sunon and GREENGUARD will together create a greener and healthier environment!



INNOVATIVE R&D

· European R&D Center @ Berlin, Germany
Connecting independent designers & studios
from Italy, Germany, Holland, Japan, etc

· Domestic Team & National Industrial
Design Center @ Hangzhou with 138
designers and engineers

Ranks **1st** in term of Comprehensive Strength in Office Furniture
Industry in China for **9** consecutive years

108 countries & regions in our marketing network

182 product ranges in total, 10+ new collections every year

879 Patents in total

* The data listed above is collected before 2019.





Desks+Tables+Workspace

From workstation to boardroom, we can offer you high-quality products in various options which will perfectly fit your space.



In the city, at the center of CBD, when night falls and lights on, Aulenti is here for you and dream.



Urban Elite

The octagonal desktop looks infinite with the extension of lines. The wood grain texture outlines a sense of mystery and mildness. The smoothly forged desk legs look powerful but never too aggressive. The meeting space is neat, steady and trendy. It is unique and shows professional demeanor.

Executive Desk



ED88L/R
W3200*D2250*H760(mm)
W2800*D2250*H760(mm)



ED87L/R
W2400*D2050*H760(mm)

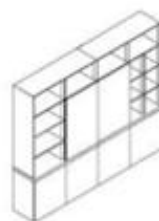
Cabinet



ED98
W3830*D560*H2130(mm)



ED97
W3200*D560*H2130(mm)



ED96
W2530*D430*H2130(mm)

Meeting Table



ED78
W4800*D1600*H760(mm)



ED78
W3600*D1500*H760(mm)
W2800*D1200*H760(mm)

Material

Walnut



W-24B

Meteor Gray



E-10

Chair



CAL80SQ
W620*D570*H1170(mm)



CAL60SQ
W620*D585*H975(mm)

Material

Nappa



TP-ZP21H



TP-ZP50H

Sofa



SA90.1
W850*D900*H820(mm)



SA90.3
W2050*D900*H820(mm)

Material

Half Leather



ZP201



ZP9817



ZP553



ZP9815



ZP2440



ZP9922

Nappa



TP-ZP21H




TP-ZP50H

Coarse Cashmere



SM-SI11B



SM-SI25B



Drawing Desk Pad, Cable Routing Channel



Desktop Cable Routing



Storage Function of Side Cabinet



STATUS



International Vision, High-end Works

STATUS series fully absorbs the design elements of first-class architectures in the world, deeply exploits and refines their design concepts and integrates them with furniture design. It creatively draws on the experience of span design, inclined plane design and hanging design of the new Arch of Triumph of Paris, achieves unique light mapping effect and symbolic perspective effect and designs office space in an artistic way. The application of new leather and new nanometer paint and exquisite process bestows STATUS uniquely noble quality and laudable spirit of tolerance.



Cable box of the meeting table



Cable routing function of the meeting table



The file cabinet of STATUS fully executes the double functions of display and storage. The open shelf is for users to exhibit books, red wine or their beloved models of racing cars. All private articles can be separately stored at both upper and lower shelves.

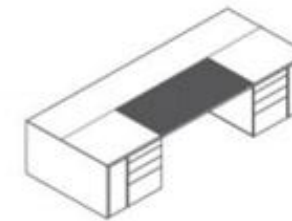


File cabinet can be opened leftwards for storing clothes.



LED lamp enhances its display function and makes it more practical.

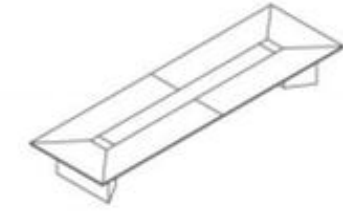
STATUS DESKS + TABLES+WORKSPACE



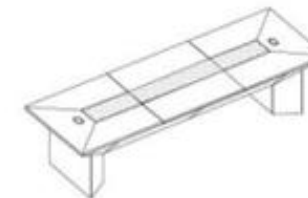
ET88
W3000*D1200*H760
W2600*D1100*H760



ET78
W3600*D1800*H760



ET78
W4800*D1800*H760



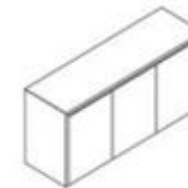
ET78
W6000*D2000*H760



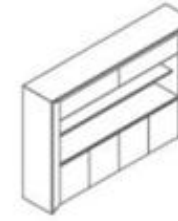
ET78
W8000*D2000*H760



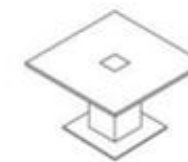
ET92
W3250*D700*H890(mm)



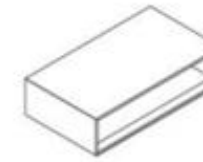
ET91
W1600*D480*H740



ET98/ET98H
W2900*D580*H2000



ET70
W1100*D1100*H760



ET11
W1600*D900*H420



ET11
W800*D800*H420

Material



W-13B



W-24B

Given that products may be updated constantly, no further notice will be given in regard of changes in specification, and the real product shall be considered as final.



kross

W

Vogue Crossing Boundaries.

Kross breaks down traditional office furniture, reorganizes all the elements, and explores new matches, with deconstructive design concept expressed in details such as folded edge and hollowed out metal legs in its side cabinet.

Insisting on trans-boundary mash-ups, Kross is coordinating different materials of metal, wood and glass, and imbedded with design concepts of home furniture.



Executive Desk



EA88 (L/R)
W3460*D2391*H760
W3260*D2391*H760
W3060*D2391*H760
W2860*D2391*H760



EA87 (L/R)
W2600*D1861*H760
W2400*D1861*H760
W2200*D1811*H760
W2000*D1811*H760



EA86
W2400*D1000*H760
W2200*D1000*H760
W2000*D900*H760
W1800*D900*H760

Meeting Table



EA78
W2400*D1200*H760



EA78
W3000*D1400*H760



EA78
W3600*D1600*H760

Cabinet



EA78
W4600*D1600*H760



EA70
Ø1000*H760



EA98 (L/R)
W3600*D560*H1920



EA97 (L/R)
W2400*D560*H1920



EA97 (L/R)
W3000*D560*H1920



EA96
W2400*D520*H800
W1800*D520*H800

Movable Information Cabinet



EA27
W1121*D560*H619



EA25
W585*D560*H619



EFJ21
Wooden cabinet+steel scaffold
binding Mobile Push cabinet with
brake wheel, freely switch between
different spaces



EFJ16H
W600*D540*H1600



EFJ16
W600*D540*H1600



EFJ18
The socket includes
2 power, Internet
(Internet plug is 6
series) 1 phone, 1
VGA, and 1 flux line.

Coffee Table



EFJ17
EFJ17 SONY 40 inch TV
The Standard TV is optional, you can
use your own TV as well if the size
can match the mobile information
cabinet



EA11.700
W700*D700*H420



EA11.1380
W1380*D700*H420

Material



W-8B



W-24B

Given that products may be updated constantly, no further notice will be given in regard of changes in specification, and the real product shall be considered as final.



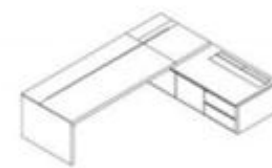
LARRY



Traditional and conservative office furniture no longer satisfy users. Only intelligent and innovative products can meet various needs. Making a breakthrough in the design for 8mm-thin desktop with its concise style, Larry follows an irresistible cutting-edge trend.



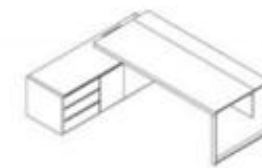
Executive Desk



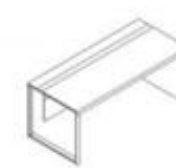
EY88
W3000*D2200*H750



EY87L
W2600*D1900*H750



EY86
W2200*D1800*H750



EY22
W1800*D800*H750

Meeting Table



EY78
W3400*D1500*H750



EY78
W2800*D1300*H750

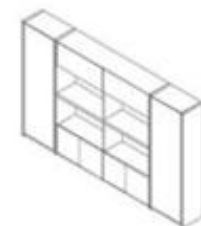


EY78H
W2200*D1000*H750



EY78
W2200*D1000*H750

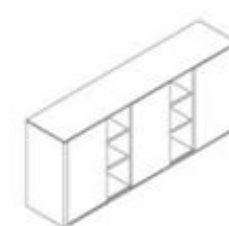
Movable Side Cabinet



EY98
W3180*D400*H1950



EY97(L/R)
W2550*D400*H1950



EY90
W1800*D400*H800



EY96
W900*D400*H1150

Coffee Table



EY70
W1000*D1000*H750

Material



E-228

Given that products may be updated constantly, no further notice will be given in regard of changes in specification, and the real product shall be considered as final.



SIRIUS

Calm and Outstanding

The dark color that adds a sense of steadiness and calmness to the space, the large-size office desk, the file cabinet which has both storage and display functions, those light and comfortable sofas and the tea table for negotiation, and the small multi-functionall meeting room partitioned by a handy screen which ensures privacy of office working and meeting. Sirius creates not only a philosophy of organized office, but also a calm and composed working attitude.

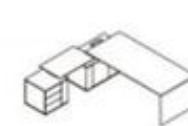


Harmony of circles

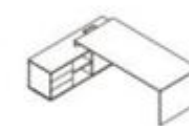
Straight and curvy, circle and harmony. That's been advocated by Chinese saints in practice. The circular meeting space inherits the Confucian spirit lasting for thousands of years.



Executive Desk



EU88L/R-2
W2500*D2440*H755-1105



EU87L/R-2
W2480*D1900*H760
W2280*D1900*H760
W2080*D1900*H760



EU86L/R-2
W2000*D1600*H760
W1800*D1550*H760
W1600*D1550*H760



EU82-2
W1800*D1600*H760
W1600*D1600*H760
W1400*D1500*H760



EU81-2
W1800*D800*H760(mm)
W1600*D800*H760(mm)
W1400*D700*H760(mm)

Meeting Table



EU71-2
W5400*D2400*H760



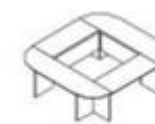
EU71-2
W4800*D2400*H760



EU71-2
W4000*D2400*H760



EU71-2
W3400*D2400*H760



EU71-2
W2600*D2400*H760



EU71-2
W2000*D2400*H760



EU11-2
W1400*D700*H420



EU11-2
W700*D700*H420

Meeting Table



EU78-2H
W3200*D1200*H760



EU78-2H
W2400*D1000*H760
W2000*D1000*H760



EU78-2
W3200*D1200*H760



EU78-2
W2400*D1000*H760
W2000*D1000*H760

Material



W-24B



W-23B

Given that products may be updated constantly, no further notice will be given in regard of changes in specification, and the real product shall be considered as final.



Storage Display and Dynamic Space

It provides sufficient space to display honors and achievements in an unprecedented way. The back cabinet of Varna executive desk consists of open cabinets, sliding-door cabinets and pulling-door cabinets, creating dynamic display and storage function. The embedded side cabinet with semi-transparent glass presents new style office with a more modern and open design.



Flip cable box on the desktop makes the use of electronic devices more convenient.

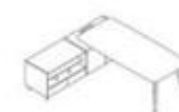
MEETING TABLE

Varna meeting table goes beyond traditional ones.

The shape of paddle demonstrates unity and strength. Designed in the shape of paddle, namely being wider on one side and narrower on the other, Varna meeting table ensures that every participant has the best view and could face challenges together.



Executive Manager



EN88(L/R)
W2480*D2000*H750
W2280*D2000*H750



EN87(L/R)
W2080*D1720*H750
W1880*D1720*H750

File Cabinet



EN98(L/R)
W2360*D420*H1850



EN97(L/R)
W2000*D420*H1500

Meeting Table



EN78
W2600*D1200*H750



EN70
Ø1500*H750



EN71
W1100*D1100*H750

Conference Table

Material



E-09



E-10

Given that products may be updated constantly, no further notice will be given in regard of changes in specification, and the real product shall be considered as final.





Tables in different shapes satisfy demands of different meetings.



I-Varna

DESKS
+
TABLES +WORKSPACE

Manager Desk



DV88(L/R)
W2200*D1650*H750
W2000*D1650*H750



DV87(L/R)
W1718*D1500*H1100



DV99(L/R)
W1950*D430*H1500

Back Unit Cabinet

Workstation



DV61
W1600*D730*H750
W1500*D730*H750
W1400*D730*H750



DV62
W3200*D730*H750
W3000*D730*H750
W2800*D730*H750



DV622
W1600*D730*H750
W1500*D730*H750
W1400*D730*H750



DV63
W1600*D1500*H750
W1500*D1500*H750
W1400*D1500*H750



DV64
W3200*D1500*H750
W3000*D1500*H750
W2800*D1500*H750



DV624
W1600*D1500*H750
W1500*D1500*H750
W1400*D1500*H750

Workstation with Cabinet



DV65
W3000*D1200*H750



DV66
W1500*D2400*H750



DV67
W3000*D2400*H750



DV68(L/R)
W1500*D1200*H750



DVSPBLZP
W1600*D40*H374
W1500*D40*H374
W1400*D40*H374



DVDPBLZP
W1600*D40*H374
W1500*D40*H374
W1400*D40*H374

Screen

Meeting Table



DV74
W3800*D1480*H750



DV73
W3000*D1200*H750



DV72
W2400*D1100*H750



DV71
W2000*D1000*H750



DV78
W1825*D1825*H750



DV79
ø900*H750

Conference Table

Material



S-56



S-59

Given that products may be updated constantly, no further notice will be given in regard of changes in specification, and the real product shall be considered as final.



Big Ambition and Dedicated Workmanship

Concise and neat lines together with sturdy and powerful shape demonstrate the extraordinary charm of the user.

The table surface, adopted Felic Walnut Wood and Lychee Matte Leather, matches the metal edge which shows the feeling of high end science and technology. All these examples of high quality are achieved by fine workmanship.

Mingrui, with the attitude of fine workmanship, delivers the taste and pursuit of new business elites.



Space for Meeting

The meeting table is upright and magnificent in shape.

The lines are smooth and the surface is light, thin and fashionable.

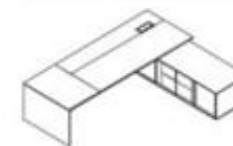
The metal desk-side enhances texture and generates new brand experience which is more dynamic and creative.

Space for Negotiation

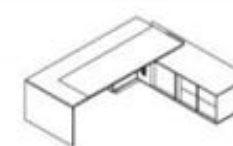
The negotiation table with a simple design looks outstanding and its functions can meet the demands of temporary visit and small negotiation.



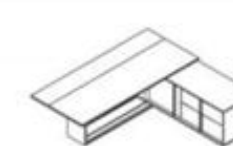
Executive Desk



DR88
W2960*D2400*H750

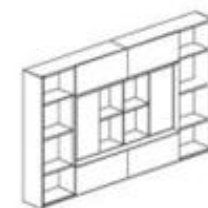


DR87
W2560*D2200*H750



DR86
W2200*D1850*H750

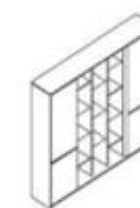
Cabinet



DR98
W3200*D400*H1950

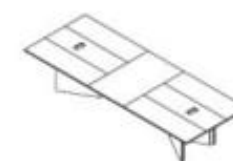


DR97
W2480*D400*H1900



DR96
W2196*D400*H1850

Meeting Table



DR77
W3600*D1350*H750



DR76
W2400*D1200*H750

Coffee Table



DR70
W1000*D1000*H750



DR10
W1400*D700*H420



DR10
W700*D700*H420

Material



S-52



S-53

Given that products may be updated constantly, no further notice will be given in regard of changes in specification, and the real product shall be considered as final.

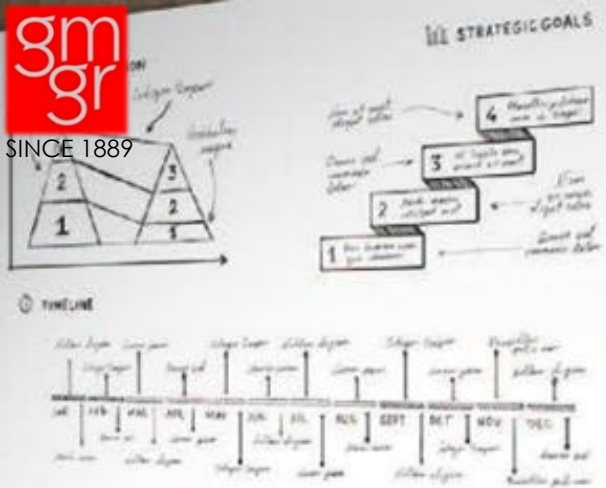


LIPA

Never deliberately emphasize the status, always stay gentle and humble.

Always keep clear thinking, and link to a wider world.

Lipa
Minimalistic Style, Infinite Imagination
Marvelous Construction, Unworldly Taste.



LIPA

DESKS
TABLES+WORKSPACE

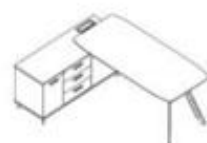


Choose Lipa, find what you like
With bright color and "π" shape leg, Lipa creates a modern office space. The screen with hanging hooks and panels help to keep the desk tidy, thus improves working efficiency.
The lateral panel under the table not only strengthens the frame but also makes working condition neat and elegant.

Executive Desk



DN89L/R
W2200*D1800*H750



DN88L/R
W2450*D1780*H750
W2250*D1780*H750



DN87L/R
W2000*D1630*H750
W1800*D1630*H750



DN86
W2000*D900*H750
W1800*D900*H750



DN85
W2000*D750*H750
W1800*D900*H750
W1600*D900*H750



DN21
W900*D400*H750



DN22
W900*D600*H750

Workstation



DN60
W1600*D728*H750
W1500*D728*H750
W1400*D728*H750
W1200*D628*H750



DN60A
W1600*D728*H750
W1500*D728*H750
W1400*D728*H750
W1200*D628*H750



DN61
W1600*D1428*H750
W1500*D1428*H750
W1400*D1428*H750
W1200*D1228*H750



DN61A
W1600*D1428*H750
W1500*D1428*H750
W1400*D1428*H750
W1200*D1228*H750



DN62L/R
W1628*D1628*H750
W1528*D1528*H750
W1428*D1428*H750



DN62AL/R
W1628*D1628*H750
W1528*D1528*H750
W1428*D1428*H750



DN62BL/R
W1628*D1628*H750
W1528*D1528*H750
W1428*D1428*H750



DN63
W1628*D3228*H750
W1528*D3028*H750
W1428*D2828*H750



DN63A
W1628*D3228*H750
W1528*D3028*H750
W1428*D2828*H750



DN63B
W1628*D3228*H750
W1528*D3028*H750
W1428*D2828*H750



DN64
W3228*D3228*H750
W3028*D3028*H750
W2828*D2828*H750



DN64B
W3256*D3228*H750
W3056*D3028*H750
W2856*D2828*H750

Workstation with Side Cabinet




DN60
W1600*D728*H750
W1500*D728*H750
W1400*D728*H750
W1200*D628*H750



DN60A
W1600*D728*H750
W1500*D728*H750
W1400*D728*H750
W1200*D628*H750



DN61
W1600*D1428*H750
W1500*D1428*H750
W1400*D1428*H750
W1200*D1228*H750



DN61A
W1600*D1428*H750
W1500*D1428*H750
W1400*D1428*H750
W1200*D1228*H750



DN62L/R
W1628*D1628*H750
W1528*D1528*H750
W1428*D1428*H750



DN62AL/R
W1628*D1628*H750
W1528*D1528*H750
W1428*D1428*H750



DN62BL/R
W1628*D1628*H750
W1528*D1528*H750
W1428*D1428*H750



DN63
W1628*D3228*H750
W1528*D3028*H750
W1428*D2828*H750



DN63A
W1628*D3228*H750
W1528*D3028*H750
W1428*D2828*H750



DN63B
W1628*D3228*H750
W1528*D3028*H750
W1428*D2828*H750



DN64
W3228*D3228*H750
W3028*D3028*H750
W2828*D2828*H750

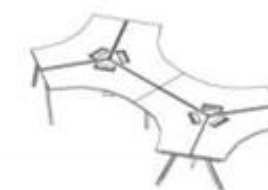


DN64B
W3256*D3228*H750
W3056*D3028*H750
W2856*D2828*H750

120° Workstation



DN65
W2344*D2710*H750



DN66
W4716*D2710*H750

Combined Staff Workstation Of Cabinet



DNZGL/R
W1500*D640*H64



DNCGL/R
W1500*D400*H645



DNDZGL/R
W1500*D640*H1217



DNDCGL/R
W1500*D400*H1217



DN67

W1600*D1428*H750
W1500*D1428*H750
W1400*D1428*H750
W1200*D1228*H750



DN68

W1600*D728*H750
W1500*D728*H750
W1400*D728*H750
W1200*D628*H750

Meeting Table



DN70

W1000*D1000*H750



DN71

W2400*D1200*H750



DN72

W3600*D1400*H750
W3200*D1400*H750
W2800*D1400*H750



DN73

W1200*D1200*H750
W1000*D1000*H750



DN74

W2000*D1000*H750

Accessories



DNDXX

W375*D40*H560



DNSXX

W580*D40*H560



DNDXX

W174*D279*H688



DNSXX

W312*D279*H688



AUSCXB

W300*D119*H69



BOMCXB

W360*D119*H69



URYCXB

W300*D119*H69



PERCXB

W300*D119*H69



CNCXB

W300*D119*H69



DNDPJ

W300*D144*H95



DNSPJ

W300*D270*H95



DNSXX

W1400*D158*H356
W1300*D158*H356
W1200*D158*H356
W1100*D158*H356
W1000*D158*H356
W900*D158*H356
W700*D158*H356



DNDXX

W1400*D68*H349
W1300*D68*H349
W1200*D68*H349
W1100*D68*H349
W1000*D68*H349
W900*D68*H349
W700*D68*H349



DNDXC

W1410*D208*H350
W1300*D208*H350
W1210*D208*H350
W1110*D208*H350
W1010*D208*H350
W910*D208*H350
W710*D208*H350



DNSXC

W1400*D310*H440
W1300*D310*H440
W1200*D310*H440
W1100*D310*H440
W1000*D310*H440
W900*D310*H440
W700*D310*H440



DNDDB

W496*D480*H8
W396*D480*H8



DNZDB

W696*D480*H8
W546*D480*H8



DNSDB

W1070*D480*H8
W870*D480*H8



DNBP

W1480*350*H32
W1280*350*H32
W1080*350*H32
W530*350*H32

W1580*350*H32
W1380*350*H32
W1180*350*H32
W880*350*H32

Material



S-57



S-10C



Mix

Flexible Boundary, Unlimited Communication

Designed with large desktop, Mix, when matched with different screens, could flexibly change the "boundary" between colleagues to meet different needs in different situations.



Available in 3 leg types, square, gate-shaped, and inclined, Mix could be matched with different products and spaces at will. 45°-inclined, the legs are made of steel tubes with V-shaped cuts for bending. Being spotwelded and polished, the legs are more harmonious in look and more complete in shape.

Staff Desk

Desktop (All-steel Frame Configuration with Optional Steel Leg) (Fixed Cabinet Configuration with Optional Steel Leg)



Desktop of Pairing Desk with Round Hole
W1200*D1200*H25(mm)
W1400*D1400*H25(mm)
W1500*D1500*H25(mm)
W1600*D1500*H25(mm)



Desktop of Pairing Desk with Square Hole
W1200*D1200*H25(mm)
W1400*D1400*H25(mm)
W1500*D1500*H25(mm)
W1600*D1500*H25(mm)



Desktop of Extended Desk with Round Hole
W1200*D1200*H25(mm)
W1400*D1400*H25(mm)
W1500*D1500*H25(mm)
W1600*D1500*H25(mm)



Desktop of Extended Desk with Square Hole
W1200*D1200*H25(mm)
W1400*D1400*H25(mm)
W1500*D1500*H25(mm)
W1600*D1500*H25(mm)



Desktop of Single Desk with Round Hole
W1200*D600*H25(mm)
W1400*D700*H25(mm)
W1500*D750*H25(mm)
W1600*D750*H25(mm)



Desktop of Single Desk with Square Hole
W1200*D600*H25(mm)
W1400*D700*H25(mm)
W1500*D750*H25(mm)
W1600*D750*H25(mm)



Desktop of Extended Desk with Round Hole
W1200*D600*H25(mm)
W1400*D700*H25(mm)
W1500*D750*H25(mm)
W1600*D750*H25(mm)



Desktop of Extended Desk with Square Hole
W1200*D600*H25(mm)
W1400*D700*H25(mm)
W1500*D750*H25(mm)
W1600*D750*H25(mm)

Combined Desktop (Single Desk matched with Pairing Desk, with Optional Steel Leg)



Desktop of Combined Single Desk with Round Hole
W1200*D600*H25(mm)
W1400*D700*H25(mm)
W1500*D750*H25(mm)
W1600*D750*H25(mm)



Desktop of Combined Single Desk with Square Hole
W1200*D600*H25(mm)
W1400*D700*H25(mm)
W1500*D750*H25(mm)
W1600*D750*H25(mm)

Side Desktop (needs to be matched with steel leg)

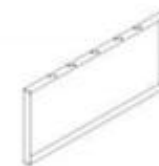


Full Side Desktop
W750*D1200*H25(mm)
W850*D1200*H25(mm)



Single Side Desktop
W750*D600*H25(mm)
W850*D600*H25(mm)

Steel Leg(W/S)



Square Steel Leg of Pairing Desk
W1196*D60*H715(mm)
W1396*D60*H715(mm)
W1496*D60*H715(mm)



Square Steel Leg of Single Desk
W746*D60*H715(mm)
W696*D60*H715(mm)
W596*D60*H715(mm)



Door-shaped Steel Leg of Pairing Desk
W1196*D60*H715(mm)
W1396*D60*H715(mm)
W1496*D60*H715(mm)



Door-shaped Steel Leg of Single Desk
W746*D60*H715(mm)
W696*D60*H715(mm)
W596*D60*H715(mm)



Inclined Steel Leg of Pairing Desk
W1200*D60*H715(mm)
W1400*D60*F715(mm)
W1500*D60*H715(mm)



Single Inclined Steel Leg
W750*D60*H715(mm)
W700*D60*H715(mm)
W600*D60*H715(mm)

Middle Leg (W/S)



Middle Leg of Pairing Desk
W1088*D60*H715(mm)



Middle Leg of Single Desk
W548*D60*H715(mm)

Type 1 of Cable Routing: Metal Plate Cable Riser, Cable Routing Groove(W/S)



Cable Riser of Pairing Desk
W312*D279*H688(mm)



Cable Riser of Single Desk
W174*D279*H688(mm)



Left Cable Riser of Combined Desk
W393*D190*H688(mm)



Right Cable Riser of Combined Desk
W393*D190*H688(mm)

Type 1 of Cable Routing: Metal Plate Cable Riser, Cable Routing Groove(W/S)



Cable Routing Groove of
Pairing Desk
W1000*D310*H440(mm)
W1200*D310*H440(mm)
W1300*D310*H440(mm)
W1400*D310*H440(mm)



Cable Routing Groove of
Single Desk
W1010*D208*H350(mm)
W1210*D208*H350(mm)
W1310*D208*H350(mm)
W1410*D208*H350(mm)

Type 2 of Cable Routing: Metal Plate Cable Riser, Cable Routing Box (W/S)



Metal Plate Cable Riser
W195*D42*H660(mm)



Cable Riser of
Combined Desk
W195*D78*H660(mm)



Metal Plate Cable Routing
Box of Pairing Desk
W1000*D116*H353(mm)
W1200*D116*H353(mm)
W1300*D116*H353(mm)
W1400*D116*H353(mm)



Metal Plate Cable Routing
Box of Single Desk
W1000*D68*H353(mm)
W1200*D68*H353(mm)
W1300*D68*H353(mm)
W1400*D68*H353(mm)

Type 3 of Cable Routing: Coiler, Routing Tube



Cable Box Holder(W/S)
W475*D141*H102(mm)



Coiler
L553

Patch Board of Various Countries(W/S)



Australian Patch Board
W400*D119*H69(mm)



Mumbai Patch Board
W400*D119*H69(mm)



Uruguayan Patch Board
W400*D119*H69(mm)



Peruvian and Columbian Patch
Board
W400*D119*H69(mm)



Chinese Patch Board
W400*D119*H69(mm)

Cabinet: Movable Cabinet / Fixed



Three-drawer Fixed
Cabinet
W404*D520*H725(mm)



Three-drawer Fixed
Cabinet
W408*D470*H641(mm)



Three-drawer Movable
Cabinet
W400*D470*H593(mm)



Double-drawer Fixed
Cabinet
W404*D520*H725(mm)



Double-drawer Movable
Cabinet
W400*D470*H593(mm)



Upholstery
W400*D470*H50(mm)

Modesty Panel



Modesty Panel of
Single Desk
W410*D300*H8(mm)
W510*D300*H8(mm)
W560*D300*H8(mm)



Modesty Panel of
Pairing Desk
W1010*D300*H8(mm)
W1210*D300*H8(mm)
W1310*D300*H8(mm)



Modesty Panel of
Single Desk
W430*D480*H8(mm)
W530*D480*H8(mm)
W580*D480*H8(mm)

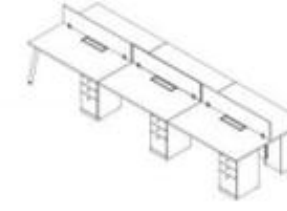


Modesty Panel of
Pairing Desk
W910*D480*H8(mm)
W1110*D480*H8(mm)
W1210*D480*H8(mm)

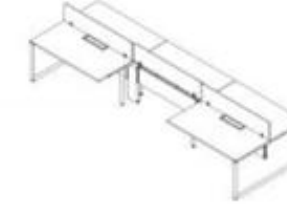
Combination



Combination of Extended Pairing Desk
(shared fixed cabinet)



Combination of Extended Pairing Desk
(one fixed cabinet per desk)



Combination of Pairing
Desk and Single Desk

Material

Featured Color



S-37 Virginia Walnut



S-43 Cass Walnut



S-57 Warm White



S-10C Cromona Oak



S-56 Castin Oak

Other Options

Given that products may be updated constantly, no further notice will be given in regard of changes in specification, and the real product shall be considered as final.



I-TECH

Creativity and passion will always be shackled by the rigid office setting exuding an infinite dullness. Fixed Office System of I-tech can be matched and mixed into different combinations: linear, X-shaped, H-shaped, L-shaped, S-shaped, Y-shaped...variable office setting will always intrigue people's working passion.



Executive Desk



Workstation



Public



Meeting




Given that products may be updated constantly, no further notice will be given in regard of changes in specification, and the real product shall be considered as final.



Up 1

With a 605mm height adjustment range and 4 memorized positions, whether you have long legs like a supermodel or are adorable like Thumbelina, you can always find the perfect gesture.

Desktop for Single Desk



Matte White Two-Section Understructure



Matte Black Two-Section Understructure



Material

Matte White Three-Section Understructure



Matte Black Three-Section Understructure



Featured Colors



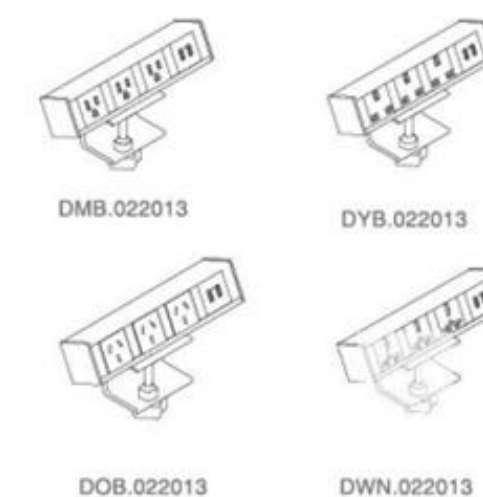
Baffle Colors (Optional)



Desktop Colors (Optional)



Power Socket



Given that products may be updated constantly, no further notice will be given in regard of changes in specification, and the real product shall be considered as final.



Linz

With modern style, simple square-shaped steel legs, as well as light and thin boards, Linz series shine your office with a serene hue.





Front Desk



DL81(L/R)
W886*D841*H1126

Executive Desk



DL89(L/R)-2
W2500*D2060*H750
W2300*D2060*H750



DL88(L/R)-2
W2260*D1900*H750
W2060*D1900*H750



DL87-2
W2000*D900*H750
W1800*D900*H750



DL86(L/R)-2
W1800*D1600*H750
W1600*D1600*H750

Workstation



DL60-2
W1600*D700*H750
W1500*D700*H750
W1400*D700*H750
W1200*D600*H750



DL61-2
W1600*D1212*H750
W1500*D1212*H750
W1400*D1212*H750
W1200*D1212*H750



DL65(L/R)-2
W1600*D1600*H750
W1500*D1500*H750
W1400*D1400*H750



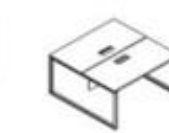
DL62-2
W1600*D3212*H750
W1500*D3012*H750
W1400*D2812*H750



DL63-2
W3212*D3212*H750
W3012*D3012*H750
W2812*D2812*H750



DL60-2
W1600*D700*H750
W1500*D700*H750
W1400*D700*H750
W1200*D600*H750



DL61-2
W1600*D1412*H750
W1500*D1412*H750
W1400*D1412*H750
W1200*D1212*H750



DL65(L/R)-2
W1600*D1600*H750
W1500*D1500*H750
W1400*D1400*H750



DL62-2
W1600*D3212*H750
W1500*D3012*H750
W1400*D2812*H750



DL63-2
W3212*D3212*H750
W3012*D3012*H750
W2812*D2812*H750



DL620-2
W1600*D700*H750
W1500*D700*H750
W1400*D700*H750
W1200*D600*H750



DL621-2
W1600*D1412*H750
W1500*D1412*H750
W1400*D1412*H750
W1200*D1212*H750



DL625(L/R)-2
W1600*D1600*H750
W1500*D1500*H750
W1400*D1400*H750



DL622-2
W1600*D3212*H750
W1500*D3012*H750
W1400*D2812*H750



DL635(L/R)-2
W1600*D1600*H750
W1500*D1500*H750
W1400*D1400*H750



DL620-2
W1600*D700*H750
W1500*D700*H750
W1400*D700*H750
W1200*D600*H750



DL621-2
W1600*D1412*H750
W1500*D1412*H750
W1400*D1412*H750
W1200*D1212*H750



DL635(L/R)-2
W1600*D1600*H750
W1500*D1500*H750
W1400*D1400*H750



DL632-2
W1600*D3212*H750
W1500*D3012*H750
W1400*D2812*H750



DL623-2
W3212*D3212*H750
W3012*D3012*H750
W2812*D2812*H750

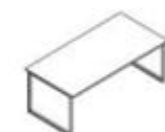


DL623-2
W3212*D3212*H750
W3012*D3012*H750
W2812*D2812*H750

Meeting Table



DL70-2
W1000*D1000*H750



DL71-2
W2000*D1000*H750

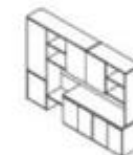


DL71-2
W2400*D1200*H750



DL72-2
W3600*D1400*H750
W3200*D1400*H750
W2800*D1400*H750

Cabinet



DL99 (L/R) -2
W2560*D500*H1900

Material



S-43



S-37

Given that products may be updated constantly, no further notice will be given in regard of changes in specification, and the real product shall be considered as final.



D588 Manager Desk

SPARK

(M)

In 1994, a young architect called Amsterdam created a historic architectural artwork-Erasmus, a 2600-feet-long bridge with diagonal cables, extremely stable structure and marvelous load-bearing ability. It has been named as Swan bridge for its elegance.

We introduce the characteristics of this classic architecture into our office furniture.

In order to create an office with harmonious appearance and structure, we apply the concept of Erasmus to create many combined manners and form an office of elegance, high efficiency and easy communication by refined design, accurately measured structure and strong load-bearing.






Executive Desk



Independent Staff Workstation



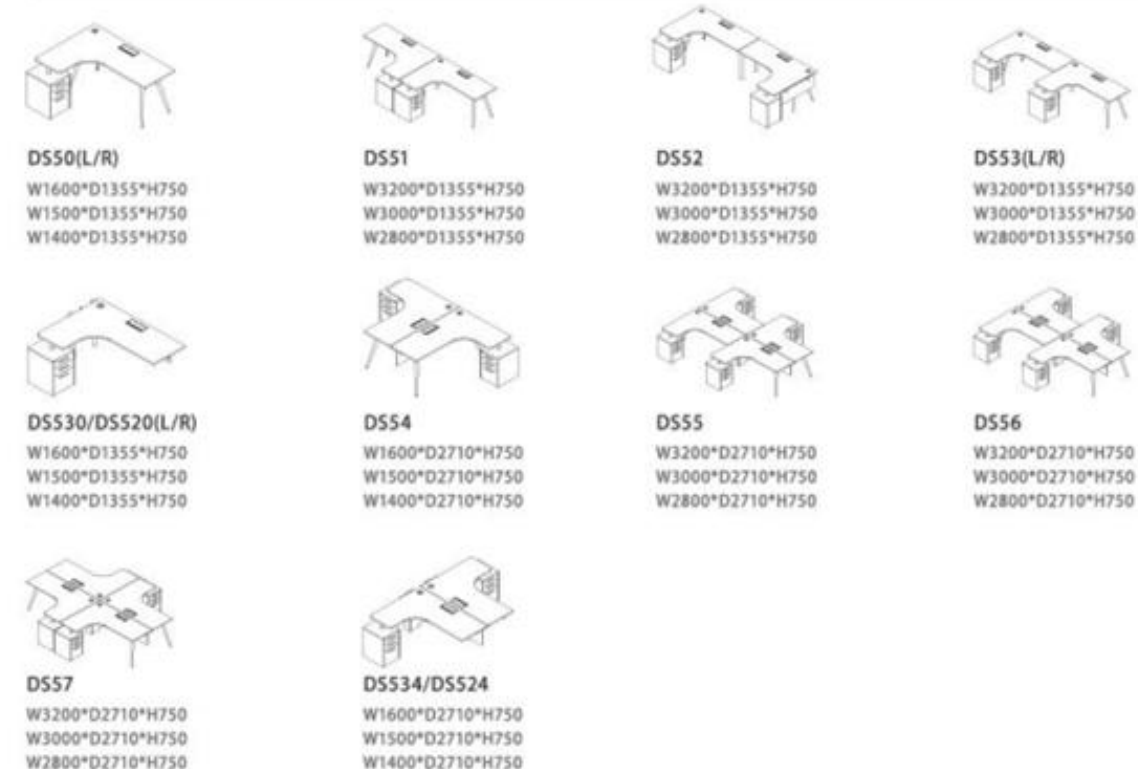
Combined Staff Workration Of Cabinet



Combined Staff Workration Of Cabinet



workstation



Meeting Table



Material



Given that products may be updated constantly, no further notice will be given in regard of changes in specification, and the real product shall be considered as final.



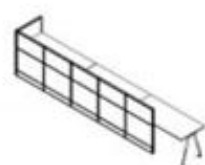
VERA

Partitions of various material can be combined in multiple ways, which would add bright colors to the whole space.

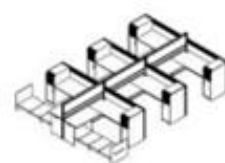




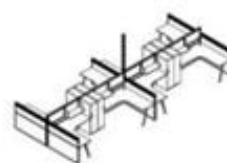
Reception Desk A



Reception Desk B



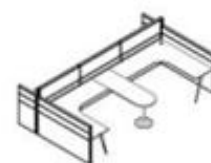
03-Staff Area A
[PVL66+PVL42] Standard



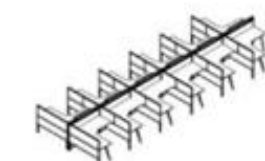
04-Staff Area B
[PVL66+PVL42] Standard



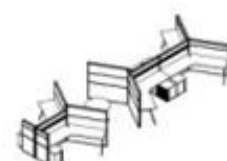
05-Staff Table and Executive
Desk [PVL66+PVL42] Standard



06-Staff Area C
[PVL66] Standard



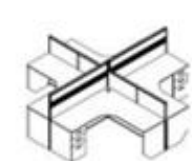
08-Staff Area E
[PVL66+PVL28] Standard



09-Staff Area F
[PVL66] Standard



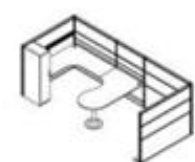
10-Staff Area G
[PVL42] Standard



11-Staff Area H
[PVL66] Standard



12-Staff Area I
[PVL66+PVL28] Standard



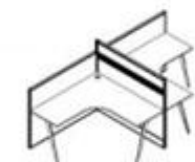
13-Executive Area A
[PVL66] Standard



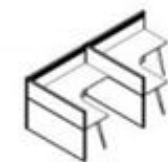
14-Negotiation Area A
[PVL66] Standard



15-Basic Workstation A
[PVL42] Standard



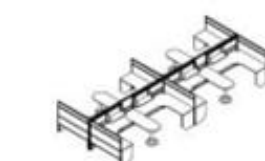
16-Basic Workstation B
[PVL42] Standard



17-Basic Workstation C
[PVL42] Standard




18-Basic Workstation D
[PVL42] Standard



19-Staff Area I
[PVL66+28] Standard


Material-Fabric




P-BB01 P-BB02 P-KM30 P-KM33



P-BL30 P-BL31 P-BL32 P-BL33 P-BL35 P-BL36 P-BL41 P-BL44 P-BL45



P-BY01 P-BY02 P-BY20 P-BY21 P-BY22 P-BY23 P-BY24 P-BY25 P-BY27



P-TM01 P-TM02 P-TM06 P-TM07 P-TM09 P-TM10 P-TM12 P-TM13 P-TM14

Material-Melamine



S-29 S-1 S-4 S-5 S-10C S-50 S-28 S-37 S-43

Given that products may be updated constantly, no further notice will be given in regard of changes in specification, and the real product shall be considered as final.



Hyle

Smooth Working Gesture

Relatively open workstation layout, a perfect choice for mobile working in this new era, for flexible working hours and flexible working staff. Open your laptop and hang your favorite bag on the screen, then start your work smoothly. Either to draft a contract or provide a desirable solution for your client, We are absolutely there for flexibility and freedom of work.



Hyle DESKS
+ TABLES+WORKSPACE



One, Two, Three: Something About Combination
Which kind of seat arrangement is needed most?
Different enterprises and different departments have different demands.
So there's no definite answer to it.
The most suitable combination is the best solution.



Details



▲ Unit hook and double hook available make your small personal space full of fun.

New-type soundproof cotton can not only be degraded and recycled, but also absorb noise as a "green vanguard".



◀ Arc design of the deskside is both for good looking and your arm support.



▲ A very secret open drawer, the best hiding place for earphone, fountain pen and mobile phone.



▲ Black large-capacity patch panel can meet all the charging demands of various kind of smart devices in the internet era. So cool.

Supervisor Space



DY80
W2850*D1540*H1400



DY81
W5680*D1540*H1400



DY82
W5680*D1540*H1400

Staff Space



DY60
W1650*D1080*H1400
DY60ZE
W1658*D1050*H25
DY60ZS
W1658*D1050*H25



DY61
W1910*D1080*H1400
DY61ZE
W1855*D1045*H25
DY61ZS
W1855*D1045*H25



DY62
W3420*D1710*H1400
DY62ZE
W3362*D1675*H25

Staff Space (L-shape)



DY63
W3070*D1240*H1400



DY64
W3070*D1240*H1400



DY624
W1525*D1240*H1400



DY66
W3070*D2460*H1400



DY626
W1525*D2460*H1400



DY65
W3070*D2460*H1400

Staff Space (Straight)



DY67
W1550*D650*H1400



DY68
W3070*D650*H1400



DY628
W1525*D650*H1400



DY50
W3070*D1270*H1400



DY520
W1525*D1270*H1400



DY69
W1550*D1270*H1400

Staff Space (Straight)



DY51
W3070*D1865*H1400



DY52
W3070*D1865*H1400



DY522
W1525*D1865*H1400



DY53
W2450*D670*H1400

Leisure& Negotiation Space



DY72
W1795*D1205*H1400



DY73
W2660*D2550*H1400



DY74
W3720*D1930*H1400



DY75
W3805*D2100*H1400



DY76
W3055*D1440*H1400



DY77
W2300*D650*H1400



DY71
W3480*D1470*H1400
DY71ZE
W3400*D1497*H25



DY70
W2200*D1520*H1400
DY70ZE
W1195*D804*H25
DY70ZS
W1195*D804*H25

Material



P-YM02



P-YM01

Accessories



DYZG R/L
W1500*D1970*H25



DYZX
W1500*D600*H25



DYZX
W1500*D600*H25



DYLY R/L
W1500*D1090*H25



DYLY R/L
W1500*D1090*H25



DYHX
W2150*D650*H25



DYHX
W2150*D650*H25



DYSJ
W3762*D2055*H25



DYCSG
W3007*D1090*H750



DYJD
W650*D450*H420



DYQT
W1800*D1180*H25



DYQT
W1800*D1180*H25



DYDB
W2253*D450*H125



DYZWB
W1300*D200*H25



DYMZCB
W286*D19*H1400



DYADJ
W320*D160*H74



DYMZCT
W355*D350*H100



DY21W
DY21G
W350*D410*H50



DY22W
DY22G
W350*D410*H60



DY23W
DY23G
W350*D410*H90



DY24W
DY24G
W350*D410*H90



DY25W
DY25G
W350*D410*H300



DYLZ
W43*D16*H1400



DYZMCZ
W286*D173*H62



DYSYGG
W70*D46*H340



DYDYGG
W70*D46*H190

Material



S-05P



E-01

Accessories



DY26.035040H
W346*D406*H25



DY27.033004W
DY27.033004G
W330*D40*H12

Accessories (Upholstered Sofa)



SY30.2.YR
SY30.2.MR
W1500*D660*H740



SY30.1.YR
SY30.1.MR
W1500*D660*H740



SY30.3.YR
SY30.3.MR
W2180*D660*H740



SY30.ZWH
W560*D300*H100



SY30.ZWJ



SY30.CZ

Material



S-SD35



S-SD57



S-SD82



S-SD83



S-SD32



S-SD13



S-SD21



S-SD24



SM-ML21B



SM-ML82B



SM-ML81B



SM-ML60B



SM-ML50B



SM-ML40B



Storage

We offer a variety of storage solutions from side file cabinets for documents archiving to bins that will keep office in a tidy order.




Sunon always thinks highly of and carries forward the innovative spirit. W cabinet series including majestic back cabinet, file cabinet that smartly combines storage and partition function, flexible short cabinet, and tea cabinet for conference room have all been updated technologically. With no gaudy decoration, W cabinet reveals itself in a natural way, and the design beauty is vividly expressed in the simple color match and linear structure. Like high and low buildings standing in the city in a well-organized way, W cabinet stands firmly in office, creating office eco-system for you.



You will get new furniture for your home on a regular basis, how come your office always stays the same? This cabinet could be used for storage and as a partition.

With the concise lines and the visual appeal coming from the combination of wood plate and stoving varnished glass, it is for sure a highlight in the office.



























Glass Door with an Aluminum Alloy Frame



Handle-less Design

Product Specifications

				
E901-2 W1017*D400*H805(mm)	E902-2 W1621*D400*H805(mm)	E903-2 W1604*D400*H845(mm)	E904-2 W2003*D400*H845(mm)	EFJ.102 W370*D330*H270(mm)
				
E905-2 W1967*D400*H1201(mm)	E906-2 W1182*D400*H1201(mm)	E907-2 W1999*D400*H1655(mm)	E908-2 W2398*D400*H1655(mm)	EFJ.103 W600*D400*H4(mm)
				
E90-2 W807*D400*H2005(mm)	E90-2.A W807*D400*H2005(mm)	E91L-2 W1199*D400*H2005(mm)	E91R-2 W1199*D400*H2005(mm)	E92-2 W1592*D400*H2005(mm)
				
E93-2 W1592*D400*H2005(mm)	E94L-2 W1984*D400*H2005(mm)	E94R-2 W1984*D400*H2005(mm)	E95-2 W2377*D400*H2005(mm)	E96-2 W2794*D400*H2005(mm)
				
E97-2 W3186*D400*H2005(mm)	E98L-2 W3579*D400*H2005(mm)	E98R-2 W3579*D400*H2005(mm)	E99-2 W4364*D400*H2005(mm)	

Product Material (2005 The product is 2005 high)

Main Color	Auxiliary Color
 Wenge	 Walnut
 Red oak	 Walnut
	 Polar Night Black

Product Material (Products with different height)

Main Color	Auxiliary Color	Main Color	Auxiliary Color
 Red oak	 Wenge	 Walnut	 Polar Night Black
		 Maple	 White

Main Color	Auxiliary Color
 White Oak	 Walnut
	 Whitish Flash Silver

Product Material (E907-2/E908-2)

Main Color	Auxiliary Color
 White Oak	 Walnut
 Maple	 Apricot Yellow
 Ginger Yellow	 Morandi Green
 White	 Whitish Flash Silver

Main Color	Auxiliary Color
 Wenge	 Walnut
	 Polar Night Black

Main Color	Auxiliary Color
 Red oak	 Apricot Yellow
 Ginger Yellow	 Morandi Green
 Polar Night Black	 White
	 Whitish Flash Silver

Given that products may be updated constantly, no further notice will be given in regard of changes in specification, and the real product shall be considered as final.

Cabinet Family, One-Stop Solution for Your Needs



Product Specifications



DG97-2
W796*D400*H1956(mm)
DG97A-2
W389*D379*H1956(mm)



DG98-2
W796*D400*H1956(mm)
DG98A-2
W783*D379*H1956(mm)



DG51-2
W2016*D400*H1668(mm)



DG52-2
W2414*D400*H1668(mm)



DG88-2
W1200*D400*H1202(mm)



DG89-2
W1200*D400*H1202(mm)



DG11-2
W2400*D1200*H1100(mm)



DG11-2
W1800*D800*H1100(mm)
W1600*D800*H1100(mm)



DG65-2
W1996*D400*H858(mm)



DG64-2
W1578*D400*H858(mm)



DG63-2
W1669*D400*H808(mm)



DG62-2
W1050*D400*H808(mm)



DG61-2
W816*D400*H808(mm)



DG79-2
W1412*D400*H750(mm)



DG78-2
W1212*D400*H750(mm)



DG4L/R
W800*D400*H450(mm)

Product Specifications



DGMM-2
Upper Door Panel with Fabric
W774*D670*H18(mm)
W774*D770*H18(mm)
W774*D1122*H18(mm)



DGMM-2
Bottom Door Panel with Fabric
W774*D670*H18(mm)
W774*D770*H18(mm)
W774*D1122*H18(mm)



DGRB-2
W400*D365*H65(mm)



DGTP-2
W796*D396*H85(mm)

Main Colors



S-43



S-28



S-37



S-56



S-50



S-10C



S-66



S-57



S-29



S-59

TM Series



TM-VI10B



TM-VI11B



TM-VI21B



TM-VI27B



TM-VI29B



TM-VI30B



TM-VI42B



TM-VI54B



TM-VI64B



TM-VI81B



TM-VI82B



TM-VI90B

Paint



Morandi Green



Matt White

Given that products may be updated constantly, no further notice will be given in regard of changes in specification, and the real product shall be considered as final.

Steel box has full range of steel cabinet to satisfy the requirement.



Product Specifications

Mobile Cabinet



DC3A
W395*D525*H567



DC3B
W390*D522*H567

Bottom Cabinet



DC73.07
W900*D450*H733



DC70.07
W900*D450*H733



DC72.07
W900*D450*H733



DC71.07
W900*D450*H733

Under Cabinet



DC84.10(W)
W900*D450*H1089
DC84.10(S)
W900*D450*H1089



DC85.10
W900*D450*H1089



DC86.10
W900*D450*H1089



DC82.10
W900*D450*H1089

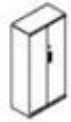


DC80.10
W900*D450*H1089

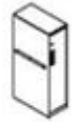


DC81.10
W900*D450*H1089

Other Cabinets



DC90.18
W900*D450*H1822



DC91.12L
W300*D600*H1220
DC91.12R
W300*D600*H1220



DC92.12
W590*D600*H1220



DC93.07
W397*D590*H725

Accessory



W901*D451*H6



W901*D451*H12

Medium Cabinet



DC83.11
W1200*D450*H1090



DC87.11
W1200*D450*H1090



DC88.11
W1200*D450*H1090



DC89.11
W1200*D450*H1090

Locker



DC94.18
W900*D515*H1822



DC95.18
W900*D515*H1822

Pedestal



DC20.06L/R
W1000*D450*H660

Product Material

DCD Melamine for Pedestal Top



S-10C
Light Oak



S-28
Red Apple



S-50
Maple



S-37
Virginia
Walnut



S-43
Cass Phonebe
Zhennan



S-4
Cass Phonebe
Zhennan

Handle



Grey



Red



Orange




Green



Blue

Given that products may be updated constantly, no further notice will be given in regard of changes in specification, and the real product shall be considered as final.



Seating

Our innovative chairs and seatings are elaborately designed and crafted, and are suitable for reception areas, public areas and office space.

Coupe

chair series

The inspiration comes from the diamond-cutting shape of Cadillac, with concise and straight lines, wide slope and joint angle of 45 degree.

Coupe SEATING



We choose imported PE lacquer finish material for this series, which requires a very demanding processing environment. The finish is moisture-proof, pollution-free and shines like a mirror. The height of chair back is adjustable to meet different office demand.



CGH80-1STG
W755*D670*H1180



CGL80-1STG
W755*D650*H980



CGH80-2STG
W755*D670*H1180



CGL80-2STG
W755*D650*H980



CGH80-3STG
W735*D670*H1180



CGL80-3STG
W735*D650*H980

Material

Leather



ZP553

Leather With Waterborne Finishing



TP-PV10 TP-PV12 TP-PV14 TP-PV29 TP-PV50 TP-PV52

Given that products may be updated constantly, no further notice will be given in regard of changes in specification, and the real product shall be considered as final.

Product Specification



CHR81SC



CHR83SC



CHR61SC



CHR63SC



CHR71GC



CHR80SC



CHR82SC



CHR60SC



CHR62SC



CHR70GC

Chair Back Leather



ZP201 ZP2440 ZP9817

Side Of Chair Back

PU



PU201 PU2440 PU817

OTE Fabric



S-SD32 S-SD82 S-SD83

Hero

Hero especially introduces the thin and thick types to cater to different needs. The thin type, with shark-shaped component on its back, cares for your back all day long with its considerate height adjustment capability. The thick type provides more comfort for sitters. Hero adopts self-weight adjustment to realize the division between back and seat and synchronized tilting movement, so people of various weights can enjoy edgeless comfort on Hero.

Given that products may be updated constantly, no further notice will be given in regard of changes in specification, and the real product shall be considered as final.



H'UP



Move back and forth within the range of 30mm

Adjust the area where your elbows are placed to make your neck and shoulders more comfortable.



3D Armrest (1st D)



Adjust the height of armrest within the range of 100mm

Adjust the armrest to best suit your height and make your neck and shoulders more comfortable.



3D Armrest (2nd D)



Move left and right within the range of 20mm

Adjust the armrest to best suit the width of your elbows and make your neck and shoulders more comfortable.



3D Armrest (3rd D)

Product Specification



CHO80SW
W675*D595*H1095(mm)



CHO60SW
W675*D580*H940(mm)



CHO81SW
W675*D595*H1095(mm)



CHO61SW
W675*D580*H940(mm)



CHO82SW
W675*D585*H1085(mm)



CHO62SW
W675*D570*H935(mm)



CHO83SW
W675*D585*H1085(mm)



CHO63SW
W675*D570*H935(mm)

Product Specification

Twin-Wire Fabric / Back Net




Gray



Blue



Black



Red

Given that products may be updated constantly, no further notice will be given in regard of changes in specification, and the real product shall be considered as final.



CWG80/CWG81
W615*D560*H1295



CWG80/CWG83
W615*D560*H1275



CWG60/CWG61
W615*D560*H1275



CWG62/63
W615*D560*H1062



CWG64/CWG65
W615*D560*H1062



CWG70/71
W540*D545*H815



CWG72/73
W540*D535*H815

Chair Back/Chair Seat

CW-AN



CW-AN10H CW-AN21H CW-AN80H CW-AN30H CW-AN50H CW-AN60H CW-AN40H CW-AN70H CW-AN29H

SM-ML



SM-ML21B SM-ML40B SM-ML50B SM-ML60B SM-ML81B SM-ML82B

TP-ZP



TP-ZP21H TP-ZP50H

Given that products may be updated constantly, no further notice will be given in regard of changes in specification, and the real product shall be considered as final.

VERTU

chair series



Low-pitched waist support,
protects your back softly.

Based on ergonomics research and medical analysis, we set waist support between the 3d and the 5th section of backbone, which helps ease the stress of your body and prevent occupational disease.



CVE80SC-2
W665*D670*H1210



CVE80SW-2
W665*D645*H1210



CVE81SW-2
W620*D620*H1190



CVE60SC-2
W665*D655*H1010



CVE60SW-2
W665*D630*H1010



CVE61SW-2
W620*D590*H980



CVE71GW-2
W620*D625*H975




CVE70GW-2
W620*D625*H975



CVE70SC-2
W620*D625*H975

Seat Fabric Collection



Back Mesh Collection



Leather Collection



Given that products may be updated constantly, no further notice will be given in regard of changes in specification, and the real product shall be considered as final.

Iron

Iron SEATING



Grey plastic type
CIR60SW
W635*D550*H1015



Black plastic type
CIR61SW
W635*D550*H1025



Grey plastic type
CIR62SW
W640*D550*H1015



Black plastic type
CIR63SW
W640*D550*H1025



Grey plastic type
CIR64TW
W640*D550*H1015



Black plastic type
CIR65TW
W640*D550*H1025



Grey plastic type
CIR70GW
W630*D605*H990



Black plastic type
CIR71GW
W630*D605*H990

Chair Back

CW-AN



CW-AN10H CW-AN21H CW-AN80H CW-AN30H CW-AN50H CW-AN60H CW-AN40H CW-AN70H CW-AN29H

Chair Seat

CW-AN



CW-AN10H CW-AN21H CW-AN80H CW-AN30H CW-AN50H CW-AN60H CW-AN40H CW-AN70H CW-AN29H

P-TM



P-TM12 P-TM07 P-TM06 P-TM10 P-TM01 P-TM02 P-TM13 P-TM14 P-TM09

C-AC



C-AC06 C-AC07 C-AC04 C-AC11 C-AC03 C-AC09 C-AC12 C-AC05 C-AC14

Given that products may be updated constantly, no further notice will be given in regard of changes in specification, and the real product shall be considered as final.

Aveza

A suitable office chair is your warm company in the nine-to-five working life, whose wide arms are indispensable along your career path. The V-shaped back support perfectly fits your back like a stretched wing and eases your lumbar and back like tender hands. The ergonomic design of the backrest allows easy adjustment according to your sitting position. This slight change for your back brings totally new level of comfort.



Product Specification



CAZ80SW
W610*D680*H1130(mm)



CAZ81SW
W610*D680*H1140(mm)



CAZ60SW
W610*D680*H970(mm)



CAZ61SW
W610*D680*H980(mm)



CAZ82SW
W610*D680*H1140(mm)



CAZ83SW
W610*D680*H1140(mm)



CAZ62SW
W610*D680*H980(mm)



CAZ63SW
W610*D680*H980(mm)

Seat/Headrest

Elastic Fabric



CM-PC11B CM-PC27B CM-PC35B CM-PC60B CM-PC83

Backrest

Jersey Knit



CW-PC10H CW-PC13H CW-PC33H CW-PC62H CW-PC83H


Backrest/Seat/Headrest

Double-mesh AN Fabric



CW-AN10H CW-AN21H CW-AN29H CW-AN30H CW-AN40H CW-AN50H CW-AN60H CW-AN70H CW-AN80H

Given that products may be updated constantly, no further notice will be given in regard of changes in specification, and the real product shall be considered as final.



Product Specifications



CBF60SW
CBF61SW
W700*D645*H1065(mm)



CBF62SW
CBF63SW
W700*D645*H1065(mm)



CBF64SW
CBF65SW
W700*D645*H1065(mm)




CBF66SW
CBF67SW
W700*D645*H1065(mm)

Backrest / Seat

Double-mesh AN Fabric



CW-AN10H



CW-AN21H




CW-AN29H




CW-AN30H



CW-AN40H



CW-AN50H



CW-AN60H



CW-AN70H



CW-AN80H

Given that products may be updated constantly, no further notice will be given in regard of changes in specification, and the real product shall be considered as final.



HIP CHAIR SEATING



CHP80SW
W700*D605*H1160



CHP81SW
W700*D605*H1160



CHP82SW
W700*D605*H1160



CHP83SW
W700*D605*H1160



CHP81SC
W700*D605*H1160



CHP60SW
W700*D605*H1020



CHP61SW
W700*D605*H1020



CHP62SW
W700*D605*H1020



CHP63SW
W700*D605*H1020




CHP61SC
W700*D605*H1020

Backrest / Headrest

Special Mesh



C-KR10



C-KR21



C-KR60



C-KR80

Knitted Material



CW-ZJ40H



CW-ZJ70H

Seat

Fabric



TM-LE21



TM-LE22



TM-LE40



TM-LE60



TM-LE64



TM-LE81



TM-LE83

Backrest / Seat / Headrest

Nappa



TP-ZP21H



TP-ZP50H

Given that products may be updated constantly, no further notice will be given in regard of changes in specification, and the real product shall be considered as final.

Diamond

Innovative feature, one chair for multi-application.

Even if no trainingdesk is available by your side, a selective rotary board can easily satisfy your need to place files.
The era of light training hereafter starts.



Light and breathable mesh provides you intimate care.



Arc hollow design, flexible fitting.



Flexible back castor, fixed front nail.



With connector, chairs can be jointed together.



CDM10GM/12GM
Training chair
560*580*810
560*580*810



CDM11GW/13GW
Training chair
560*580*810
560*580*810



CDM30PJ
Writing board
380*270

Chair Back

C-AG04



C-AG04

CW-ZZ



CW-ZZ10H



CW-ZZ27H



CW-ZZ40H



CW-ZZ60H

Chair Seat

CW-AN



CW-AN10H



CW-AN21H



CW-AN80H



CW-AN30H



CW-AN50H



CW-AN60H



CW-AN40H



CW-AN70H



CW-AN29H

Given that products may be updated constantly, no further notice will be given in regard of changes in specification, and the real product shall be considered as final.



Like A Roly-poly Toy

Chessy, like a roly-poly toy in office, relieves your working pressure with the leisurely swinging movement, bringing so much fun to your workplace.





Product Specification



CCS12BW
W345*D345*H510(mm)



CCS14BW
W345*D345*H510(mm)



CCS11BW
W345*D345*H510(mm)



CCS13BW
W345*D345*H510(mm)



CCS10BW
W345*D345*H510(mm)

Knitted Material of Seat Cover / Color of Seat



CW-YY21H



CW-YY35H



CW-YY40H



CW-YY50H



CW-YY60H



CW-YY62H



CW-YY80H

Plastic PV Material / Color of Seat Shell



Coral



Ginger



Greyish White



Black



Pea Green

Given that products may be updated constantly, no further notice will be given in regard of changes in specification, and the real product shall be considered as final.



CMG10GS / CMG11GS
W565*D535*H820



CMG12GS / CMG13GS
W525*D525*H820



CMG14GS / CMG15GS
W570*D520*H815



CMG60BS / CMG61BS
W475*D530*H800



CMG62BS
W475*D545*H910



CMG16GS / CMG17GS
W475*D475*H790

Seat Fabric Collection



P-TM07



P-TM09



P-TM10



P-TM13



P-TM01



P-TM02



P-TM06



P-TM14



P-TM12

Leather Collection



XP01

Given that products may be updated constantly, no further notice will be given in regard of changes in specification, and the real product shall be considered as final.

Fabric Lounger Chair

Wood interprets coziness, metal releases passion, and thin steel composes minimalism. The different materials allow your space to shift among various styles.

The fabric adopts ancient quilting craft with even density and interlaced lining, outlining the stereoscopic aesthetics.



Lounge Chair

A sofa is cozy to sit in but cumbersome in size. A chair is convenient to move but lacks comfort. Duck combines the merits of the two while abandoning their weaknesses. Duck lounge chair relaxes you with its big and wide structure that provides a comprehensive support.



The ergonomic structure supports the passion and vitality of your day, while three leg choices cater for both home leisure and office environment.



Plastic Framed Lounge Chair

In this complicated world, less is more, and a simplifying design would possibly bring another kind of pleasure.



BAR STOOL

Different heights, different horizons.






Material

Wool and Linen




Fabric



Quilting



Fabric





UU, LIKE A SMILING MOUTH

The U-shaped contour offers an idyllic scene. Its shape looks like a pistachio, or a mouth wide open, laughing out loud.

UD GRACE

With a pen on one hand, and a glass of red wine
on the other, sitting in UD and getting immersed
in thinking while the music is on.
D-shape is UD's elegant silhouette.

UU | UD | UC | SEATING





UC RELAX YOUR BODY AND MIND

C-shaped UC is like a swing. Sitting on it, your body and mind become fully relaxed.

Product Specifications



SU30.1.MR
W780*D810*H860(mm)



SU30.1.HF
W780*D810*H860(mm)



SU30.1.MR
W780*D810*H860(mm)



SU31.1.YR
W740*D710*H740(mm)



SU31.1.MR
W740*D710*H740(mm)




SU32.1.MR
W720*D860*H830(mm)



SU32.1.MR
W720*D860*H830(mm)

SU30

Back (cushion side)/Seat (cushion side)/Seat (leather frame side)/Pillow



TM-VI90B TM-VI82B TM-VI81B TM-VI64B TM-VI50B TM-VI21B TM-VI11B TM-VI10B




TM-VI42B TM-VI30B TM-VI29B TM-VI27B



SM-HF27H SM-HF40H SM-HF50H SM-HF81H SM-HF83H SM-QN10B SM-QN29B

Back (cushion side)/Seat (cushion side)/Seat (leather frame side)/Pillow (fixed collocation)



SM-PT10B SM-SF27B SM-SF29B SM-PT60B SM-SF65B SM-SF50B

UU | UD | UC | SEATING

SU31

Armrest/Back/Seat



S-KU22B S-KU30B S-KU62B S-KU82B



TM-VI90B TM-VI82B TM-VI81B TM-VI64B TM-VI50B TM-VI21B TM-VI11B TM-VI10B



TM-VI42B TM-VI30B TM-VI29B TM-VI27B



SM-HF27H SM-HF40H SM-HF50H SM-HF81H SM-HF83H SM-QN10B

SU32

Back Frame



TP-PV11H TP-PV21H TP-PV22H

Armrest Surface



TP-NP11H TP-NP21H TP-NP22H

Upholstery



SM-SF27B SM-SF29B SM-SF35B SM-SF42B SM-SF50B SM-SF62B SM-SF65B SM-SF80B




SM-SF81B SM-QN10B SM-QN29B

Armrest/Back/Seat



S-KU22B S-KU30B S-KU62B S-KU82B



TM-VI90B TM-VI82B TM-VI81B TM-VI64B TM-VI50B TM-VI21B TM-VI11B TM-VI10B



TM-VI42B TM-VI30B TM-VI29B TM-VI27B



SM-HF27H SM-HF40H SM-HF50H SM-HF81H SM-HF83H SM-QN10B SM-QN29B

SU32

Back Frame



TP-PV11H TP-PV21H TP-PV22H

Armrest Surface




TP-NP11H TP-NP21H TP-NP22H

Upholstery



SM-SF27B SM-SF29B SM-SF35B SM-SF42B SM-SF50B SM-SF62B SM-SF65B SM-SF80B



SM-SF81B SM-QN10B SM-QN29B





S322 Angular position



S322 Single seat



S322 Square Stool



S322 Round Stool



S322

Double Seat + Partition

Open-plan offices with private space could meet the need of public communication and independent thinking.





Dimension



SC30 Four star seating
W680•D690•H890•450



SC30 Round leg seating
W680•D690•H890•450



SC31 lounge chair
650•620•860•460



SC32 lounge chair
585•450•840•430



SC33 VIP visitor chair
710•770•1015•480



SC34 footstool
560•510•450

Material

Half Leather



ZP2440 ZP9815 ZP553 ZP9922 ZP201 ZP9817



P-TM01 P-TM02 P-TM06 P-TM13 P-TM10 P-TM07 P-TM09 P-TM14 P-TM12

Cashmere



S B584 S B583 S B582 S B581

Choose a Seat for Leisure

Coach products offer you a variety of choice for seats in special occasions. These products could be used for reception area, waiting room, rest area, library and conference room. The rich and bright colors and soft lines can meet aesthetic need of users.



Nitze's backrest is plump and softly-curved. It perfectly conforms to human bodies, and provides an effective support for the user's head, shoulders and waist, thus stimulating the blood circulation of the whole body. Enjoy the leisure Nitze provides in work.



SN30.1.MR.D Low Backrest
W590*D670*H980




SN30.1.MR.G High Backrest
W590*D740*H1190

Material

SM-HF



SW-ZZ



Given that products may be updated constantly, no further notice will be given in regard of changes in specification, and the real product shall be considered as final.

Like a shining star to the sky, a treasure to you!

Jumping out of the ocean, the whale, with its dynamic silhouette, is the muse to its design team--Favaretto & Partner, a renowned Italian design studio. With whale as its prototype, SAMU adds a natural flair to modern office. This creative design has also captured the silver award at 2018 A'Design Award & Competition, bravo!



Tail, shine in style and excel in function
Sophisticated details make an effortless look. The whale tail, acting as a shelf, guarantees SAMU's balance. With the strong support, you could use a laptop, write notes or read comics on it.



Storage, never too much
The ocean is vast for it refuses no rivers, while SAMU, with its pocket design, refuses nothing you could put in, be it a pencil, magazine or tablet, even a brilliant sudden idea!



Handle, a considerate detail
A commitment to detail is evident in many small things. The handle on the tail is designed for the convenience of moving SAMU. Being a thoughtfully designed "fish", SAMU is exclusive for you.



SS30.1.MR
W500*D850*H780



SS31.1.MR
W500*D550*H420



SS30.1.YR
W500*D850*H780



SS31.1.YR
W500*D550*H420

Blending colored cashmere and linen

Main body



SM-ML40B



SM-ML50B



SM-ML60B



SM-ML81B



SM-ML82B

Part



SM-ML21B

Blending colored fabric

Main body



TM-LE40



TM-LE60



TM-LE81



TM-LE83

Part



TM-LE22

Given that products may be updated constantly, no further notice will be given in regard of changes in specification, and the real product shall be considered as final.





FLEXIBLE

It has no armrest. Simple, natural, flexible and free.



The barstool with concise metal legs and elegant wood legs is unique in style. Be it a casual party or a banquet, it is a perfect choice for treating your guests.



The half-enwrapped headrest is stereoscopic; it could perfectly fit the curve of your head and spine. No matter what posture you are in, it could protect your body and ease your pressure.

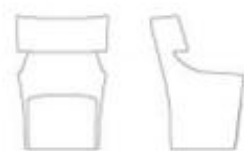


X-FORM

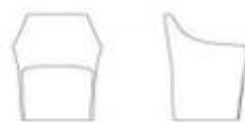
It is stitched purely by hands in the last procedure. No more coldness and order of machines, stitched in an X-form, exquisite and gentle.



Lounge Chair



SF40.1.YR
SF40.1.MR
W720*D730*H1030



SF41.1.YR
SF41.1.MR
W710*D640*H830



SF42.1.YR
SF42.1.MR
W690*D600*H830



SF43.1.YR.G
SF43.1.MR.G
W680*D620*H840



SF43.1.YR.M
SF43.1.MR.M
W680*D620*H860



SF43.1.YR.S
SF43.1.MR.S
W680*D620*H860



SF43.1.YR.Y
SF43.1.MR.Y
W680*D620*H860



SF44.1.YR.M
SF44.1.MR.M
W540*D580*H850



SF44.1.YR.S
SF44.1.MR.S
W540*D580*H880



SF44.1.YR.Y
SF44.1.MR.Y
W540*D580*H880



SF45.1.YR.M
SF45.1.MR.M
W500*D530*H990



SF45.1.YR.G
SF45.1.MR.G
W500*D530*H990

F2 SEATING

Material

Linen



SM-ML21B

SM-ML82B

SM-ML81B

SM-ML60B

SM-ML50B

SM-ML40B

SM-QN10B

SM-QN29B

Houndstooth

S-SD



S-SD21

S-SD24

S-SD82

S-SD83

S-SD32

S-SD35

S-SD38

S-SD57

TM-VI



TM-VI90B

TM-VI82B

TM-VI81B

TM-VI64B

TM-VI50B

TM-VI21B

TM-VI11B

TM-VI10B



TM-VI42B

TM-VI30B

TM-VI29B

TM-VI27B

Given that products may be updated constantly, no further notice will be given in regard of changes in specification, and the real product shall be considered as final.

Rabat Sofa

Unconventional and Innovative
Shaped like a Dutch Lace Collar, the Sofa is luxurious, elegant and classic. The smooth lines and beautiful color matching make Rabat Sofa more of an artwork than a piece of furniture. The armrest and the backrest, which are much higher than those of regular sofas, can play the role of screens and meet the need of private negotiation.



SR30.2.WP/MR/YR
W2010*D930*H1100*450



SR30.3.WP/MR/YR
W2010*D930*H1100*450

Seat Cushion/Arm Rest/Back Rest

Outside	Inside	Pillow	Outside	Inside	Pillow
TP-PV29	S-SD83	S-SD32	TP-PV12	S-SD32	S-SD13
TP-PV29	S-SD13	S-SD32	TP-PV12	S-SD21	S-SD32
TP-PV29	S-SD82	S-SD32	TP-PV12	S-SD24	S-SD32
TP-PV21H	SM-ML81B	SM-ML82B	TP-PV21H	SM-ML82B	SM-ML81B
TP-PV21H	SM-ML21B	SM-ML60B	TP-PV21H	SM-ML60B	SM-ML21B
TP-PV21H	SM-ML50B	SM-ML21B	TP-PV21H	SM-ML40B	SM-ML21B

Given that products may be updated constantly, no further notice will be given in regard of changes in specification, and the real product shall be considered as final.

F.6^{new}





Linear or curved: arrange the modules any way you like. Flower 6 helps you break the boundaries between different teams and enjoy the open-mindedness and freedom in this communication hub.

Sofa



SHL30.1.MR
W650*D650*H720(mm)



SHL31.1.MR
W650*D650*H420(mm)



SHL32.1.MR
W870*D680*H420(mm)



SHL40.1.MR
W650*D650*H480(mm)



SHL41.1.MR
W650*D650*H180(mm)



SHL43.1.MR
W120*D650*H340(mm)



SHL42.1.MR
W500*D500*H400(mm)



SHL33.2.MR
W1000*D1000*H720(mm)

Sofa



SHL30.1U.MR
W650*D650*H720(mm)



SHL31.1U.MR
W650*D650*H420(mm)



SHL32.1U.MR
W870*D680*H420(mm)

Sofa



SHL40.1U.MR
W650*D650*H480(mm)



SHL41.1U.MR
W650*D650*H180(mm)

Screen



SHL47.L/R.MR
W650*D30*H1180(mm)



SHL46.1.MR
W650*D30*H1180(mm)



SHL46.2.MR
W980*D30*H1180(mm)



SHL48.2.MR
W1300*D250*H1410(mm)

Multi-functional Container



SHL44.1.MR+SHL59
W280*D650*H390(mm)



SHL44.2.MR+SHL59
W280*D650*H920(mm)



SHL45.2.MR+SHL59*2
W280*D1170*H920(mm)

Coffee Table



SHL53.1
W640*D650*H150(mm)



SHL52.1
W640*D325*H150(mm)



SHL51.1
W640*325*H450(mm)



SHL56.1
W640*D325*H26(mm)



SHL54.1
W640*D650*H266(mm)



SHL55.1
W562*D640*H266(mm)

Leg Frame



SHL50.1
W592*D592*H240(mm)



SHL50.1B
W917*D592*H240(mm)



SHL50.2
W1242*D592*H240(mm)



SHL50.2B
W1567*D592*H240(mm)



SHL50.3
W1892*D592*H240(mm)

Accessories



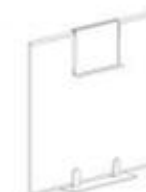
SHL49.1.MR
W600*D280*H10(mm)



SHL57
W485*D382*H88(mm)



SHL58
W290*D165*H1220(mm)



Material



SM-SF35B



SM-SF42B



SM-SF62B



SM-SF65B



SM-SF50B



SM-SF80B



SM-SF81B



SM-SF



TM-VI42B



TM-VI50B



TM-VI64B



TM-VI82B



TM-VI81B



TM-VI90B



TM-VI30B



TM-VI29B



TM-VI21B




TM-VI27B



TM-VI1B



TM-VI10B



TM-VI



SM-HF40H



SM-HF50H



SM-HF83H



SM-HF81H



SM-HF27H



SM-HF

Given that products may be updated constantly, no further notice will be given in regard of changes in specification, and the real product shall be considered as final.

COFFEE TABLE

One potted plant on the table livens up the space, and two cups of coffee make us closer.



Coffee Table



T185
W610*D450*H420(mm)



T186
W850*D530*H350(mm)



T187
W1140*D980*H280(mm)



T188
W1200*D600*H280(mm)



T189
φ 400*H420(mm)



T190
φ 600*H350(mm)



T191
W400*D400*H420(mm)



T192
W600*D600*H350(mm)




T193
W800*D800*H280(mm)



T194
W1200*D600*H280(mm)

Material



W-24B



W-23B



E-10



E-09



E-14



E-13

Given that products may be updated constantly, no further notice will be given in regard of changes in specification, and the real product shall be considered as final.



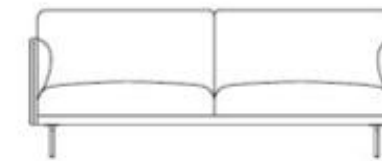
One Seat Sofa



Three Seats Sofa



SA90.1.CN/PU/MR
W850*D900*H820



SA90.3.CN/PU/MR
W20500*D900*H820

Seat Cushion/Arm Rest/Back Rest

Nappa



TP-ZP21H TP-ZP50H

Half Leather



ZP201 ZP9817 ZP553 ZP9815 ZP2440 ZP9922

Artificial Leather with Waterborne Finishing



TP-PV10 TP-PV12 TP-PV14 TP-PV29 TP-PV50 TP-PV52

Fabric



SM-S111B SM-S125B

Given that products may be updated constantly, no further notice will be given in regard of changes in specification, and the real product shall be considered as final.



You can choose the color and size for your favorite sofa



SX93.3+SX95.1(CN/WP/MR)
W2250*D1060*H790*430



SX92.3+SX95.1(CN/WP/MR)
W2250*D910*H830*430



SX92.1+SX94.1(CN/WP/MR)
W1200*D910*H830*430



650
SX95.1.CN/WP/MR
W650*D125*H450



550
SX94.1.CN/WP/MR
W550*D125*H450

Material

Half Leather



ZP9817 ZP9922 ZP9815 ZP2440 ZP553 ZP201 TP-ZP238

Leather with Waterborne Finishing



TP-PV10 TP-PV50 TP-PV12 TP-PV52 TP-PV14 TP-PV29 TP-PV23

Linen



SM-SI118



SM-SI258

Nappa



TP-ZP21H



TP-ZP50H

Given that products may be updated constantly, no further notice will be given in regard of changes in specification, and the real product shall be considered as final.



Clients List



GLOBAL NETWORK

Global network, on-site operation; global perspective, on-site action.

With 26 years of development, Sunon has become the leader in office furniture industry in China.

Sunon has built up 350 sales outlets in China, and have entered 89 markets in Asia, America, Europe, Africa, etc.



SINCE 1889

Goojar Mal Ganpat Rai Private Limited

Delhi

A-17, Block B-1, Mohan Cooperative Indl. Estate, New Delhi
110044, India.

Tel: Mobile: +91 9873246665 | 011 - 46351134 / 9953950053

Email : info@gmgrindia.in

www.gmgrindia.in